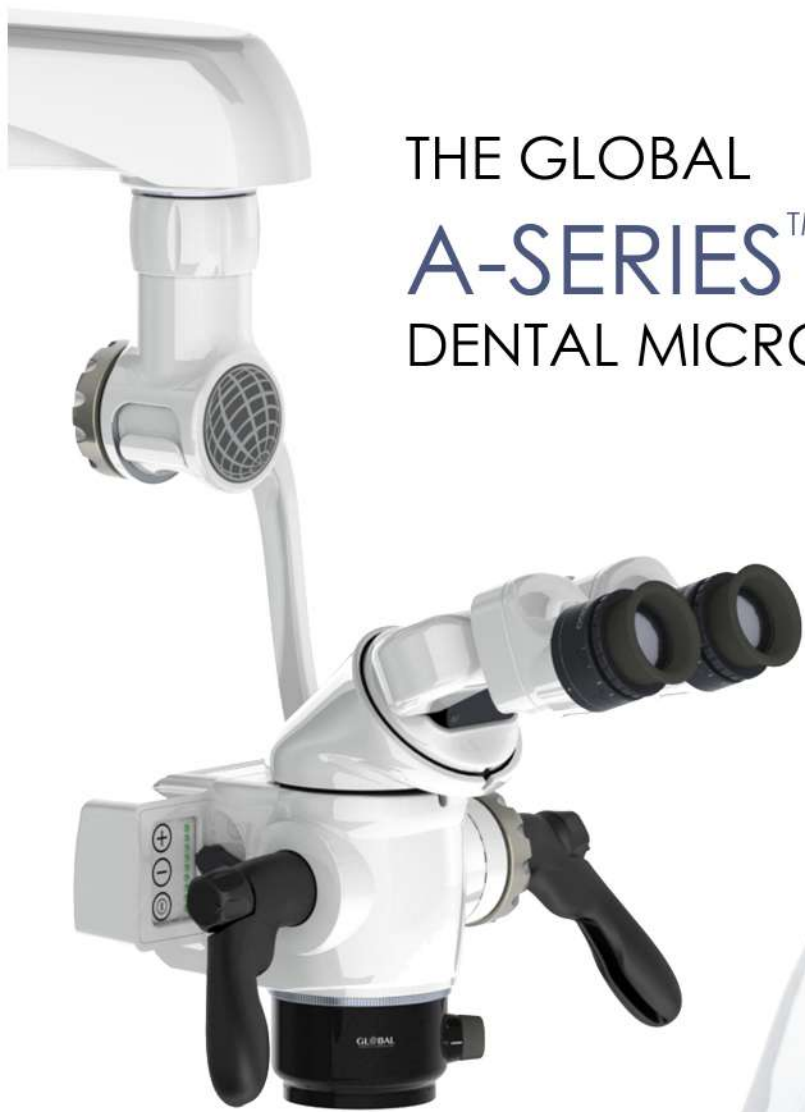




VISION IN HEALTHCARE



THE GLOBAL  
**A-SERIES™**  
DENTAL MICROSCOPE



**GLOBAL**  
SURGICAL™ CORPORATION

We make it easier



## AXIS™ CONTROL SYSTEM

- 1 Optional Carr Extender
- 2 Inclined Binoculars
- 3 Eyecups
- 4 Eyepieces
- 5 Diopter Adjustment
- 6 Magnification Changer
- 7 Fine Focus Adjustment
- 8 Optional Multi-Focal Lens

### ALL NEW DESIGN

Sleek, innovative style for the modern dental office

### INTUITIVE CONTROL

The new AXIS™ Control System makes it easy to position and control

### BRIGHTER LIGHT

With over 100,000 Lux output, we offer the brightest LED light source available

### ENHANCED COMFORT

Updated ergonomic design to promote long-term health benefits

# THE MICROSCOPE EXPERIENCE

Global is committed to delivering the best microscope experience available. The A-Series™ microscope is designed for intuitive control while significantly improving visualisation for earlier diagnosis and treatment, setting a new standard in dental microscopy.

- Available with 3,4 or 6 steps of magnification.
- Axis™ Control System delivers magnification changer, ergonomic handles, and tilt controls at one location bilaterally.
- Updated binoculars with diopter eyepieces.
- Brightest LED light source available.
- Three-stage filter changer: clear, amber, and green.
- Custom mounting options to suit any office space: floor, wall or ceiling.
- Limited lifetime warranty.
- The only dental microscope made in the U.S.A.

“As a user of Global microscopes and customer of DP medical for over 20 years, I can honestly say that the new 6 step A series is the best microscope I have ever worked with. Superb optics, lightweight, very manoeuvrable and beautiful to look at it, it has added another dimension to my Endodontic practice. I really like the multi focal objective lens which has made a huge impact on ergonomics. The A series must be the best dental operating microscope on the market.”

Julian Webber  
Harley Street Centre for Endodontics







### MAGNIFICATION CHART\*

Magnification (x)/Field of View (dia-mm)

A3	3.2 / 62	6.4 / 32	12.8 / 16			
A4	3.2 / 62	5.1 / 39	8.0 / 25	12.8 / 16		
A6	2.1 / 95	3.2 / 62	5.1 / 39	8.0 / 25	12.8 / 16	19.2 / 10

\* Using 10x eyepieces, 250mm objective lens, 160mm binocular.  
With selected components, this magnification range can be shifted up or down.

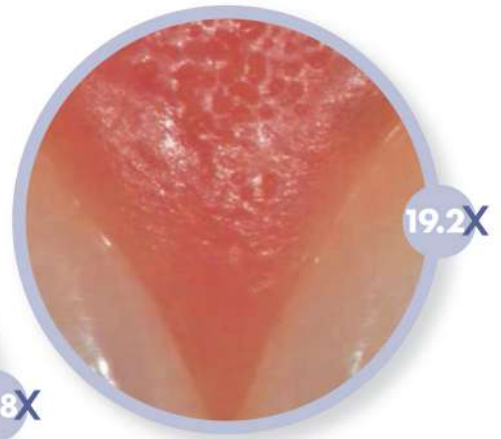
# EXCEPTIONAL COMMUNICATION

The A-Series™ microscope offers a phenomenal opportunity to improve communication between dental professionals, patients, and colleagues. Patients are given a chance to view live images, agree that there is a solution, and begin treatment options.

- Improve visualisation through high levels of magnification.
- Eyepieces produce exceptional field of view
- Diopter settings harmonise with eyeglasses
- Unobstructed and coaxial, shadow- free illumination
- Photos are exceptional means of documentation
- Deliver images with superior detail
- HD recording and display now available
- Use for presentations and teaching opportunities at conferences.

“I have used a Global Dental Operating Microscope for twenty years now and it is genuinely very difficult to remember how I managed before that! The Global unit combines the finest quality optics with a mechanical design ideally suited to Dentistry, with a full range of add-ons for the assistant and observer, documentation, teaching etc.”

Chris Emery  
Specialist Endodontist, Portsmouth



| PRESENTATION | CO - DIAGNOSIS





“ Good posture is paramount in Dental Microscopy, the new Global A series facilitates this by design and the ability to add or interchange components to suit the individual dentists specific postural demands. My A6 incorporates an inclinuator and the exact lens for my specific working distance. I work very comfortably for extended periods. ”

Rahul Gorla  
Specialist Endodontist, Chequers Endodontic Practice.

| COMFORT | HEALTH | EFFICIENCY

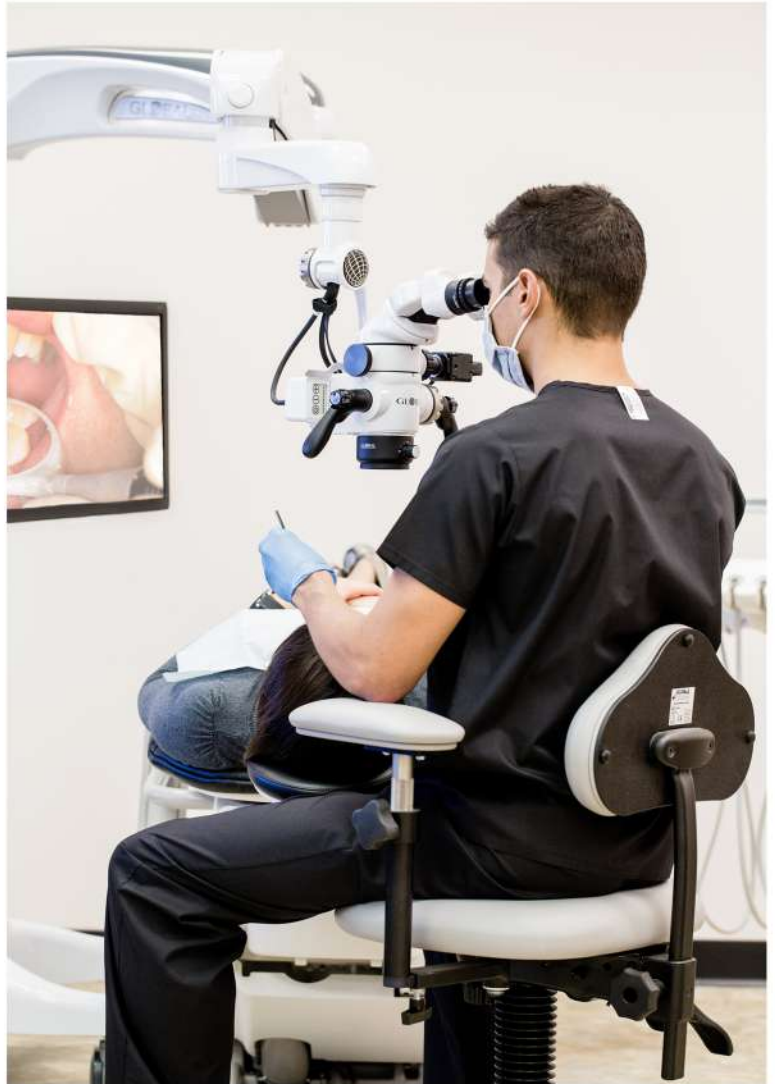
# LONG-TERM BENEFITS OF ERGONOMICS

Global microscopes enhance comfort and improve ergonomics for a more relaxed work day. Using the updated A-Series™ model promotes long term health benefits by assisting the operator in maintaining optimum upright and balanced posture.

- Looking straight ahead through binoculars in a comfortable, stress-free position
- Ability to work longer periods without back and neck pain or fatigue.
- Health benefits could extend practice life.
- Increase productivity by seeing fewer patients while doing more dentistry on each one.

“ I have used Global Microscopes since 1997 when I started my training in Endodontics. Why? Because they are reliable, easy to use, have excellent optics and provide perfect posture and to top this off DP Medical always give phenomenal support. ”

Shanon Patel  
Consultant Endodontist/Senior Lecturer



| PRODUCTIVITY | POSTURE

Correct installation and positioning of the microscope in the surgery is vital to ensure easy access and regular use. I opted for a high wall-mounted Global unit, which eliminates any clash with existing equipment such as X-ray units.

Antony Esprey  
Weybridge Dental Care

## MICROSCOPE MOUNTING OPTIONS

Global microscopes come in 5 different mounting options allowing you to pick the best option to suit your needs.

### Mobile Floorstand

Our mobile floorstand features large wheels for easy transportation of the microscope between operatories with a scratch-resistant base. This configuration is also available as Fixed Floor Mount



### Ceiling Mount

This mounting provides an optimal location for convenient delivery of the microscope, freeing up floor and wall space.



### High or Low Wall Mount

This configuration folds compactly against the wall for easy storage (an extension arm is available for extra reach).



ADAPTABLE | CONVENIENT | ACCESSIBLE




# DENTAL MICROSURGEON SEATING

Designed to provide a range of adjustability to achieve perfect posture and the support needed for the most demanding procedures.

- Armrests swing forward to provide steady support for your arms during precision work.
- Armrests can be easily adjusted up and down, or in and out meeting your unique needs.
- Arms fold back for easy access and compact storage.
- Back support adjustment provides firm support in all positions- leans forward with you for constant lumbar support, or can be locked into place.
- Footrest ring available



Black



Forest



Burgundy



Claret



Dove



Graphite



Grotto



Gun Metal




Imperial Blue



Navy



Sand



Slate Blue



Taupe



Wood Violet



White Often

All products are subject to improvement changes without notice.

# Finance

We can introduce you to a range of different finance options which help you to make an informed decision on what's best for your practice.

Benefit from the latest equipment and the right working environment now, whilst spreading the cost over a period of time that suits you and reap the rewards, whilst leaving your capital intact.

Braemar Finance Example (other finance companies available)

**£10,650.00 ex VAT**

	3 Year Term	4 Year Term	5 Year Term
Monthly Payment	£338.67	£265.72	£221.52
Less tax at 40%	£135.47	£106.29	£88.61
Net Cost	£203.20	£159.43	£132.91
Weekly Cost	£46.89	£36.79	£30.67
Daily Cost	£6.68	£5.24	£4.37

Theoretical financial illustration/ justification

Additional charge per patient for microscope use	Number of Patients per day	Gross Daily Fee Raised	Number of Patients per week	Gross Weekly Fee Raised	Number of patients per year (48 weeks)	Gross Fee per Annum
£100	2	£200	8	£800	384	£38,400



Our Mission Statement is to make our customers working lives easier by means of vision enhancement, to be able to see more clearly, comfortably, safely and to significantly increase their vision and working capabilities.

“ Our philosophy is not to over promise and under deliver and to adopt a positive approach to ensuring all our customers are satisfied. ”

Douglas Pitman - CEO

EXPERTISE | QUALITY | SERVICE





**VISION IN HEALTHCARE**

DP Medical Systems Ltd  
15 A Oakcroft Road  
Chessington  
Surrey KT9 1RH

T: +44 (0) 20 8391 4455

E: [Sales@dpmedicalsyst.com](mailto:Sales@dpmedicalsyst.com) | W: [www.dpmedicalsyst.com](http://www.dpmedicalsyst.com)